

CIRCULAR:

Headquarters, Military Division of West Mississippi,

New Orleans, La., July 17, 1864.

The following Code of Signals having been adopted as the "General Service Code," the Instructions of this Manual will be strictly observed.

Detachments of the Signal Corps will at all times be prepared to communicate with Naval forces by this Code, and arrangements will be made for its proper use at each River and Gulf Post within the limits of this Military Division.

BY ORDER OF MAJOR GENERAL E. R. S. CANBY,

ALBERT J. MYER,

Colonel and Signal Officer of the Army.

**Headquarters, Military Division of West Mississippi,
OFFICE OF THE CHIEF SIGNAL OFFICER,**

July 11th, 1864.

The following Code of Signals, and instructions for working the same, are published for the information and use of all concerned.

The "General Service Code" is intended to be used for general communication between different vessels or between vessels and parties on land. It is for the purpose of transmitting such messages only as may constantly occur in service and concerning which it does not matter whether they are interpreted by the enemy or not.

Ciphers, either to be agreed upon by particular commanders or published generally through the command, must always be used in the transmission of messages of importance, or for any communication which might give information to an enemy.

Every Signal Officer ought to be able in a few moments to devise a cipher for this purpose.

GENERAL SERVICE CODE.

A,.....	22	P,.....	1212
B,.....	2112	Q,.....	1211
C,.....	121	R,.....	211
D,.....	222	S,.....	212
E,.....	12	T,.....	2
F,.....	2221	U,.....	112
G,.....	2211	V,.....	1222
H,.....	122	W,.....	1121
I,.....	1	X,.....	2122
J,.....	1122	Y,.....	111
K,.....	2121	Z,.....	2222
L,.....	221	&,.....	1111
M,.....	1221	ing.....	2212
N,.....	11	tion,.....	1112
O,.....	21		

3—End of a word.

33—End of a sentence.

333—End of a message.

22.22.22.3—“I understand,” or “message is received and understood,” or “I see your signals,” or “affirmative generally.”

22.22 22.333—Cease signalling.

121.121.121—Repeat.

212121—Error.

211.211.211—Move a little to the right.

221,221.221—Move a little to the left.

Flag waved successively from side to side until attention is attracted—
“Attention, look for signals from this point.”

1. 21112—Wait a moment.
2. 12221—Are you ready?
3. 22122—I am ready.
4. 22212—Use short pole and small flag.
5. 22221—Use long pole and large flag.
6. 12222—Work faster.
7. 11222—Did you understand?
8. 11112—Use white flag.
9. 11211—Use black flag.
10. 22222—Use red flag.

a—after.

b—before.

c—can.

h—have

n—not.

r—are.

t—the.

u—you.

ur—your.

w—word.

wi—with.

The signal for, “The address of the message is now complete,” is made thus, the flag being in the first position is dropped to the front, and then waved in full circles twice to the right, then resumes the first position. The signal for, “The message is signed as follows,” is made thus: the flag being in the first position, is dropped to the front, and then waved in full circles twice to the left, then resumes the first position.

INSTRUCTIONS FOR USING THE CODE.

The whole number opposite each letter, stands for that letter.

The numbers are made by motions of the flag or signal, to the right or left or in front of a vertical position.

POSITIONS AND MOTIONS.

There are one position and three motions. The **FIRST POSITION** is with the flag held directly above the head, the flag staff vertical. To make the **FIRST MOTION** or "one," or "1," the flag is waved to the ground to the right, and instantly brought to the first position. To make the **SECOND MOTION** or "two" or "2," the flag is waved to the ground to the left, and instantly brought to the first position. To make the **THIRD MOTION** "three" or "3," the flag is waved to the ground in front and instantly brought to the first position.

When the letter number consists of more than one figure, the motions of the flag for each figure follow each other without any pause between them.

Thus to make "A" or "two, two," or "twenty-two" or "22," the flag is waved without pause twice to the left and then brought to the first position. To make "B" or "two, one, one, two," or "twenty-one twelve" or "2112," the flag is waved without pause once to the left, twice to the right, then to the left and then brought to the first position. That is, one "first motion" followed by two "second motions," followed by one "first motion," the flag not stopping between the motions. To make three "fronts," or "three, three, three," or "three thirty three" or "333," the flag is waved directly to the front to the ground, three times, and then returned to the first position.

At the end of each letter the flag is held in the first position about two seconds, to show that the letter is finished.

TO SEND A MESSAGE.

First call "attention" by waving the flag successively from side to side, until it is seen and answered by the opposite station. The station called will "answer" by making 22.22.22.3., the general signal for assent or affirmation, to signify that it is ready to receive the message. The communicating station then makes 22.22.22.3, signifying "I see you are ready to receive the message," then proceeds to transmit the message, letter by letter. A pause is made at the end of each letter to show that the signal for that letter is finished. At the end of each word, the flag is waved to the ground directly in front "3" to show that the word is finished. At the end of each sentence there is a pause, and the flag is waved to the ground twice directly in front, "33" to show that the sentence is finished. At the end of a message the flag is waved to the ground three times, directly in front, "333," showing that the message is finished.

When the signal "333," "end of message" is made, it indicates "communication is complete; I await your answer." The station receiving the message will, upon noticing the signal "Message complete," if the message has been correctly received, immediately answer with the signal of assent, 22.22.22.2, and will then signal in turn such messages as it may have to communicate. If, however, the message or any part of it has not been correctly received, or is not understood, the receiving station will make the signal for "Repeat," 121.121.121.3, followed by the part of the message to be repeated: as, 121.121.121.3, after or before the word——(here signal the word after or before which the repeat is required.) If the message is not understood at all, the signal "121.121.121.3, all" is made. In commencing a repetition, the sending station will always commence by making the signal of assent, to show that the call for repeat is understood. This signal of assent, meaning "I understand," will be used habitually at the commencement of all communications.

RECORDING SIGNALS.

When circumstances render it necessary, a pause will be made at the end of each sentence to permit that sentence to be accurately written down. With skilled signalists such pauses are not necessary. Each signal number may be taken down with a pencil as soon as it is seen, and afterwards transmitted by reference to the code. When the signalist is accustomed to the code, this may be dispensed with and only the words and sentences are written down during the pauses. When two men are together at a station, one man looks through the glass and calls the numbers as fast as they are seen to the other, who writes them down. Messages are thus recorded in the signal numbers composing them. This is done by writing for each letter the signal number which stands for it, thus the word "W A S," written in signal numbers is, "1121 22 212," each letter in signal numbers being separated from the next by a small space. Each complete word is separated from the next by a dash, as "W A S—N O T," is in signal numbers, 1121 22 212—11 21 2.

When secret or cipher codes, codes devised for the occasion, or codes not before used, or when the commander wishes a message signalled of which he and his correspondent alone shall know the meaning, the message may be thus reduced to signal numbers, before being placed in the hands of the signalist, who then becomes simply a medium for the transmission of the message, without knowledge of its contents. By this plan of reducing a message to its signal numbers

written upon paper before it is sent, and of recording upon paper the signal numbers made by others as they are received, translating them afterwards by the code, it will be found that messages may be almost immediately exchanged by those having knowledge of the principles of the codes without the study or practice of any particular code.

In calling off from the glass, signal numbers to be recorded in writing, each signal number should be given distinct and complete by itself; as for instance, "one twenty one" "twenty two" "one twelve," and so on.

When signals are made by a flagman detailed and practised for the purpose, the flagman properly placed and equipped, and standing with the flag and staff in the "first position," each signal is ordered by calling off briskly, as an order, the numbers for that signal. The flagman making promptly on hearing each order those motions with the flag indicated by the signal numbers ordered. Each letter number must be called plainly, distinct and clear by itself, that the flagman may know before commencing the signal what numbers are to be made together without pause, so that the motions may be made rapidly and well timed.

Thus in orders A "22," would be ordered "twenty two," B "2112," "twenty one twelve," C "121," "one twenty one." Following the same general plan, it is evident that persons practised as signallists need not be limited to the use of the signal equipments or of any apparatus. A handkerchief or hat held in the hand above the head and waved to the right for "one" "1," to the left for "two" "2," and lowered to the waist for "three" "3," can be readily used for any short distance. With a handkerchief attached to a walking stick or a boat flag on any staff, messages may be sent a mile or two or even to greater distances. A man standing with his coat off, with his hands touching upon his breast for the first position, making a wave of his right arm for "one" "1," a wave of his left for "two" "2," dropping both hands to his side for "three" "3," returning always to the first position after each motion, can thus transmit any message.

The simple methods of application are numberless. Enough are here given to be suggestive to those whose duty it may be to study the subject.

To make clear the mode of signalling, let us suppose the word "Able" is to be signalled. There are made first the signal numbers of the letter "A" "22" there is then a pause of two seconds, the flag being in the first position. The signal numbers of the letter "B" "2112," are then made, followed by another pause. Then the signal numbers of the letter "L" "221," succeeded by another

pause: the signal numbers of the letter "E," "12," are then made, and the flag is then dropped to the front, "three" "41," returning to the first position, to indicate that the word is ended; and thus word by word until the message is completed.

NIGHT SIGNALS.

To be made with signal equipments; staff 12 feet long; flying torch 1½ inches in diameter; wickel, filled with turpentine, lighted and attached to upper extremity of signal staff by clamp screws. Copper foot torch 2 inches in diameter, wickel, filled with turpentine, lighted and placed at the feet and in front of the flagman. The positions, orders and motions for signalling at night are identical with those used in the day; the lighted foot torch being the "point of reference," in relation to which all motions are made. Each torch is fitted with an extinguisher. At the conclusion of each message the flying torch is extinguished. The foot light or some other light in place of it, is left burning as long as signalling is continued, to the end that the communicating station may see to what point to direct their signals.

When during the transmission of a message the flying torch is lowered to the left and is there extinguished, it indicates that it is extinguished to be re-filled, and as soon as filled and re-lighted, the message will be resumed without any further intimation.

In night signalling, great care must be taken that the reference or foot light is always and certainly within view of the communicating station. To ascertain this, placing the eye on the level and in the place of the foot light, it must be noted whether the foot light at the communicating station can be thence seen—if not, the foot light must be raised or moved to a position certainly visible. This precaution should always be taken. The foot light must be always in front of the flagman and directly beneath the flying torch, when that is in the first position.

The torch should be refilled every fifteen minutes and carefully trimmed after each message. When not in use the wick should be covered with the extinguisher.

Lanterns are sometimes substituted for the foot torch, especially on board of vessels where there is danger of fire. In this case, lanterns giving the most powerful light should be selected. Lanterns with reflectors can be used, taking care that the lantern is so placed as to throw the light upon the communicating station. A lantern may be substituted for the flying torch, and attached to the

extremity of the staff in its stead. This will be found difficult however. The light is not nearly so brilliant or so distinct as that given by the torch.

In signalling at short distances, lanterns may be used instead of torches; one lantern being placed stationary as the foot light, the other may be held directly above the head in the hand as the first position. The lantern is then waved to the right for "one" "1," to the left for "two" "2," and lowered to the waist for "three" "3," or pause signal.

Signals can be made in this way very conveniently for ship use, by placing one lantern upon the rail, and waving the other to its right or left to make any required signals, the general principles of the signals remaining the same. Signals made in this way are of convenient use in boats.

A convenient foot light is often made on shore by lighting a small fire near the feet of the signalist. With a single lantern then held in the hand or attached to a small staff, any message can be sent. Or if for any cause lanterns are not attainable, and fires can be kindled, a small fire may be used as a foot light, while the signal motions are made with a brand from the fire, or a lighted pine knot or a piece of tarred rope, or with almost any combustible substance, capable of showing a flame and a light, held in the hand or attached to a staff, and properly waved to either side or to the front to make the required signal motions.

LIGHT SIGNALS BY VERTICAL MOTIONS.

Let there be one fixed light, as a brilliant lantern or lamp, fastened or hung to a standard, say two or three feet above the rail of the vessel. This is the "light or point of reference." It is well that this reference light should be red, or of some color different from the moving light. Immediately behind or near the standard of the fixed light, is placed another standard or rod, twice the length of the first. To this rod is attached by rings or slides, so that it may be moved steadily and easily, up and down, by the hand, another lantern or lamp. This is the moving or flying light, and the signals are made by its motions. The two lanterns being brought as nearly as possible together, are in the "first position." To make the signal "one" "1," the flying lamp is moved rapidly to the top of its standard, and instantly returned to the first position. To make the signal "two" "2," the flying light is slid rapidly to the bottom of the rod and instantly returned to the first position. To make "three" "3," or pause signal, the flying light is moved quickly a very short distance above, and then an


equal distance below the fixed light, returning to the first position—making what is called a half motion. Thus to signal "C" "121," the flying light starting from the first position, would be carried to the top of the rod, then without pause to the foot of the rod, then quickly to the top of the rod again, thence to the first position. To make "A" "22," the flying light starting from first position, is moved rapidly to the foot of the rod, back to the first position, again to the foot of the rod, and then assumes the first position, thus making the second motion twice. To make "N" "11," the flying light being in the first position, is moved rapidly to the top of the rod, back to the first position, again to the top of the rod, and then resumes the first position. To make "M," "1221," the flying light being in the first position, it is moved rapidly to the top of the rod, then without pause to the foot of the rod back to the first position, again to the foot of the rod, thence to the top of the rod, and then returns to the first position. That is, there are made one first motion followed by two second motions, followed by one first motion. To make "33" or "clause signal," there are made two half motions. After the manner of these examples are made whatever signals may be required.

NIGHT SIGNALS BY HORIZONTAL MOTIONS.

The principle of this application is similar to that just described. The motions have the same value and are made in the same manner, with only this difference, that the flying light is moved horizontally and to the right and left of the fixed light, instead of above and below it.

The standard or fixed light being placed as before described, the flying light is arranged to traverse or slide freely on a small bar or rod placed horizontally behind it. The lights being brought as nearly as possible together, are in the first position. To make the signal "one" "1," the flying light is slid to the right a distance of three or four feet, and brought instantly back to the first position. To make the signal "two" "2," the flying light is slid rapidly to a distance of three or four feet to the left, and is brought instantly back to the first position. To make the signal "three" "3," the flying light describes a half motion, say a foot to the right, and then a foot to the left of the fixed light, returning to the first position; and thus for any number of "ones" and "twos," or for any combinations of "ones" and "twos."

Either apparatus here described, can be simply arranged anywhere. They have peculiar use on ship board, for the reason that from signals thus made there



First Position — or "Ready."
For Night Signals.



Ready



1



2



3



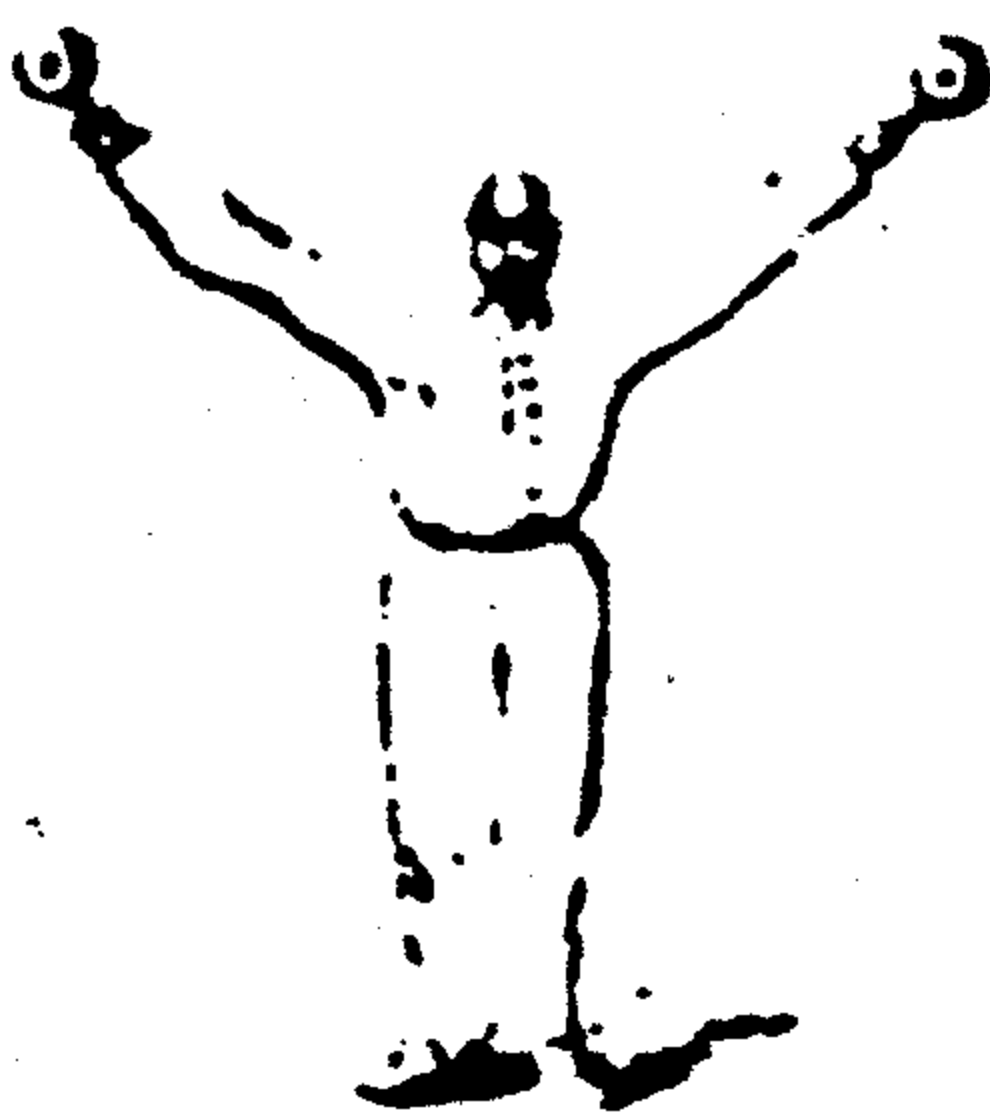
4



5




6




7



8



9



10

can be no danger from fire. The brightest attainable lamps or lanterns should be used, and the two lights should be either from their color or brilliancy, easily distinguishable. It is well that the fixed light should be either red, green or some other marked color. They can be made with material almost always at hand.

Signals made upon this plan are capable of very simple application. Thus a red, or other colored light, can be hung in the rigging, or upon the side of the ship or boat, while a lantern held in the hand is moved above and below it, making signals by vertical motions, as above described, or to the right and left of it, making signals by horizontal motions.

For signals at short ranges there is then needed no kind of apparatus.

Of the many modes of night signalling, those described are perhaps sufficient for all ordinary uses.

SIGNALS BY HOMOGRAPHIC CODE.

The General Service Homographic Code will be one of ten elements. A code with this number of elements is furnished for the reason that it will readily permit the application of the signals to the Signal Books already compiled for the use of the Naval forces, as for instance the Naval Signal Code and the Code of Boat Signals.

There are for Signals, one position and ten motions.

The signal man is equipped as follows: He holds in each hand a disc of canvas, one foot or eighteen inches in diameter, stretched upon a circle of strong wire and having attached a handle for convenience of management. This handle may be of size only sufficient to be grasped by the hand, or it may be, to give greater distinctness to the signals, say two feet in length. The signal man being thus equipped to take the first position or "ready," stands holding a disc in each hand, with the discs held together and at the height of the breast.

To make the FIRST MOTION or "one" "1," the right hand and disc are raised obliquely upwards above the head at arms length and on the right side, then returned to first position.

To make the SECOND MOTION or "two" "2," the right hand and disc are extended horizontally and at arms length on the right side, and then returned to the first position.

To make the **THIRD MOTION** or "three" "3," the right hand and disc are extended obliquely downwards at arms length and on the right side, then returning to the first position.

To make the **FOURTH MOTION** or "four" "4," the left hand and disc are extended obliquely upwards at arms length and on the left side, then returning to the first position.

To make the **FIFTH MOTION**, or "five" "5," the left hand and disc are extended horizontally at arms length and on the left side, then returning to first position.

To make the **SIXTH MOTION** or "six" "6," the left hand and disc are extended obliquely downward at arms length and on the left side, then returning to the first position.

To make the **SEVENTH MOTION** or "seven" "7," both hands and discs are extended obliquely upwards above the head at arms length on both sides, then returning to the first position.

To make the **EIGHTH MOTION** or "eight" "8," both hands and discs are extended horizontally at arms length on both sides, then returning to the first position.

To make the **NINTH MOTION** or "nine" "9," both hands and discs are extended obliquely downwards on both sides at arms length, then returning to the first position.

To make the **TENTH MOTION** or "nought" "0," both hands and discs are held together at arms length above the head, one disc covering the other, then returning to the first position.

To make the "Pause Signal," wave one disc once around the head, then returning to first position.

The Homographic Alphabet is as follows:

A 11,	B 21,	C 31,	D 41,	E 51.
F 12,	G 22,	H 32,	I 42,	J 52,
K 13,	L 23,	M 33,	N 43,	O 53,
P 14,	Q 24,	R 34,	S 44,	T 54,
P 15,	W 25,	X 35,	Y 45,	Z 55,
V 16,				

In this alphabet there are used six only of the motions above described, for the reason that it is not necessary to use more. Two motions, neither more nor less, are required to make each letter.

In using signals of this character, when there is any difficulty in the reading, as may be from the heavy rolling of the ship or other causes, each signal made must be kept in view, the disc held at arms length, and not returned to the first position, until the signal is seen to be repeated by the man at the communicating station. This plan which causes no delay in the working, may be resorted to at any time to reader absolutely certain that a message is correctly received by the communicating station. Each signal made by one party being thus repeated by the other, before the next signal is made, there can be no question as to the accuracy.

For illustration: to communicate by such signals the word "Ship,". The signal man being in first position with the disc flat on his breast. To make the letter "S," "four four" "44," the left hand and disc are extended slowly obliquely upward at arms length, and on the left side and returning to the first position, thus making the signal "four" "4," and are again extended without pause in the same manner, and again returned to the first position, thus making the signal "four" "4" again. There is thus made the signal "four four" "44" or the letter given. A pause of two seconds.

To make the letter "H," or "three two" "32," the right hand and disc are extended slowly obliquely downwards at arms length and on the right side, thus making the signal "three" "3," then without pause the right hand and disc are extended slowly horizontally at arms length and on the right side, then returning to the first position, thus making the signal "two" "2." Pause. There has thus been made the signal "three two" "32," the letter given. A pause.

To make the letter "I," or "four two" "42," the left hand and disc are extended slowly obliquely upward, at arms length on the left side, then returned to the first position, thus making the signal "four" or "4," then without pause the right hand and disc is extended slowly horizontally at arms length and on the right side, then returned to the first position, making thus the signal "four two" "42," or the letter given. A pause.

To signal the letter "P," or "one four" "14," the right hand and disc are extended slowly obliquely upward at arms length and on the right side, then returned to the first position, thus making the signal "one" "1," then without pause the left arm and disc are extended slowly obliquely upward at arms length

and on the left side, then returned to first position, thus making the signal "four" "4." There is made thus the signal "one four" "14," or the letter given. A pause.

We have signalled thus, letter by letter, the word "Ship." To indicate that the word is completed, one disc is waved round the head.

ORDERS IN HOMOGRAPHIC SIGNALS.

When homographic signals are made by the signal man, each letter number is called off briskly as an order, the signal man making promptly, on hearing the order, those motions which indicate the figures of the numbers called. Thus to make "A," "eleven" is ordered, and two "ones" are promptly made. To make "H," "thirty two" is ordered, and the motions "three" "3" "two" "2" are promptly made. To make "N," "forty three" is ordered, and the motions "four" "4" "three" "3" are promptly made. And thus for any letters of the alphabet.

The pause signal is ordered by calling "Pause." Close of sentence is ordered by the call "Double Pause." End of message is ordered by calling "Stop." Four pause signals in succession are "Cease Signalling."

The "error signal" is made by waving the disc from side to side, by the same motions as in flag signals, and is ordered by the command "Error."

The signals for "assent" and "repeat," are similar to those of the flag for the same signals.

In case any signal is for any reason to be repeated by the communicating station, the hand and disc of the signal man at the sending station is held extended in each motion, until the hand and disc of the signal man at the communicating station is seen to be extended in the same manner, and to make the same signal. When the hand and disc of the signal man at the sending station returns to the first position, the hand and disc of the signal man at the communicating station would in the same manner resume the first position. Each signal is thus to be made by both parties before commencing the next signal.

The pauses between the letters serve to indicate the separation of the letter signals. The wave of the disc at the end of each word, indicates the completion of the word, and both pauses and pause signals must be repeated at the communicating station, precisely as they are made at the sending station.

RECORDING HOMOGRAPHIC SIGNALS.

When Homographic Signals are used, each number as signalled may be taken down in numbers on paper, and afterwards read by reference to the alphabet

A message to be signalled may be written in numbers without giving to the signalist any clue to the meaning.

Of course the letters of the alphabet may be indicated by any numbers at the will of the commander, and messages be thus transmitted, of which none but the corresponding commander could know the meaning. Thus "A," instead of being indicated by "eleven" "11," may be indicated by "twenty nine" "29," "D," instead of "twenty one" "21," might be "eighty seven" "87," and so for any arbitrary changes deemed proper.

A new alphabet can be written at any time in a few moments. For purposes of secrecy this will at sometimes be necessary. Each letter of the alphabet is at all times indicated by two figures and no more. With practice, words may be signalled by this code with very great rapidity.

APPLICATION TO SIGNAL BOOKS.

When messages are not to be transmitted telegraphically, but are to be indicated by certain different numbers, each number standing for a complete message, as is the case with codes of Naval Signals, or Boat Codes, the different numerals are exhibited by making the different motions, indicating the figures that make up the number in their proper order; thus to make the number 1954, which may stand for any sentence; there are made a first motion "one" "1," followed by a ninth motion "nine" "9," followed by a fifth motion "five" "5," followed by a fourth motion "four" "4," signalling thus 1954. Pause signal to indicate number complete.

To make 163, there would be a first motion "one" "1," followed by a sixth motion "six" "6," followed by a third motion "three" "3," making thus the number 163.

To make 104, there would be a first motion "one" "1," followed by a tenth motion "nought" "0," followed by a fourth motion "four" "4," "104," and so for any number, whether it consists of a greater or less number of figures.

As in the case of letter signals, these numbers may be required to be signalled back, figure by figure, from the receiving station, when accuracy must be rendered absolutely certain, or when for any reason it is desirable they should be thus repeated. When circumstances will permit and there are conveniences for working, it is desirable to make this style of repetition the usage.

HOMOGRAPHIC NIGHT SIGNALS.

The signal man is equipped for Homographic Night Signals, by having fastened at the height of his waist, a lantern as a reference light. The lantern at the waist should be red, or easily distinguishable from the moving lantern by its color or by its brilliancy. The motions and positions, indicating the figures and numbers, are made in precisely the same way, and have precisely the same meaning as those already described for Homographic Day Signals. In like manner all the rules and practices given for day signals apply equally at night.

For alphabetical and verbal signals it will be necessary to use only one red light fastened at the waist, and one white light to be held in either hand, as the signals may require. It will be noticed that no signal requiring the display of three lights, is used in the alphabetic code.

In code signals where any of the numeral digits may be required to be signalled to indicate the higher numbers, the signal man must be equipped with the three lights.

With a little practice, night signals of this kind can be read as rapidly as those used for the day.

With these, as with all other signals, care should be taken that the signal man exactly faces the point to which the message is sent.

NOTES.

It is desirable that the commander of each vessel or post be so far informed in the principles of all signals, as to know what can be effected by them, and to be able of himself to judge when the duties of this character are skillfully and efficiently performed.

Two or more intelligent officers on each vessel, or at each post, to be selected by the commander, should be instructed and practised in the codes here given. This instruction to be carried to such degree that these persons may in their turn be able to intelligently instruct others with whom they may be ordered. A certain number of seamen or enlisted men to be instructed and habitually practised with these officers, in the manual of signals.

All Naval Officers should have such a knowledge of the signals, as to enable them to at any time place themselves in communication with their ships or with friendly vessels; but the prescribed number of officers heretofore mentioned, should be designated officially as signal officers, and it to be a part of their duty, for which they are to be held officially responsible, to see to it that duties of this character are properly discharged on the ships to which they are attached.

For each Division of a Squadron or each Naval District, in which a Division may be serving, there should be one officer designated as Chief Signal Officer of that Division or District, under whose general supervision shall be the signal duties rendered by the officers on the different vessels in the Division or District, and this officer to report to superior authority the condition of the equipments on the different vessels, and the mode in which the duties are discharged on each.

For each Squadron to be one Chief Signal Officer of the Squadron, who shall have general charge of all matters relating to Signal Duty in the Squadron, shall see that proper details are made, and who shall report from time to time on the condition of the service and upon the efficiency of the officers detailed throughout the fleet.

It should be required of each District and Division Commander, that he make skill in signal practice a subject to be mentioned in his monthly reports to the Admiral, and that in all Inspections for reports the drill in signal duty should be examined and reported on precisely as with any other drill practiced on ship-board.

To insure the skill on which on any day the successful action of a ship or command may depend, it is suggested that commanding officers of Squadrons, or of one or more vessels detached, order practice drills as a portion of the officer's regular duty, at certain hours on certain days, say two of each week. When two or more vessels are lying together, the officers are during these drills to be required to practice with each other from ship to ship.

Orders from Admirals or other Senior Officers, should establish the use of the General Service Code throughout their commands; and similar orders should announce from time to time changes in the Code or alterations in the rules under which they are to be used. In like manner the service should be regulated by proper orders at the different posts constituting military commands on land.

OFFICIAL:

ALBERT J. MYER,

Colonel and Signal Officer of the Army.